






21-22	data is highlighted:	
22-23	data is highlighted:	
23-24	data is highlighted:	
24-25	data is highlighted:	
25-26	data is highlighted:	






Baseline m 1	Baseline Yr	Actual Data	Target (yr 3)
--------------	-------------	-------------	---------------

01: Increase the ELA, Math, Science and Informational Literacy of all Le Grand Scholars.

1.A: Maintain the % of teachers who are appropriately assigned and fully credentialed in the subject area and for the pupils they are teaching at ( BL Yr: 22-23 )	94.1%	77.8%	100%
1.B.1: Maintain the % of students with CA State Standards aligned core curriculum at ( BL Yr: 22-23 )	100%	100%	100%
1.B.2: Maintain the % of ELs with CA State Standards aligned ELD curriculum at ( BL Yr: 22-23 )	100%	100%	100%
2.A: Maintain the % implementation of CA State Standards for all students above ( BL Yr: 23-24 )	97%	92.6%	90%
2.B: Maintain the % implementation of SBE adopted ELD standards for all ELs above ( BL Yr: 23-24 )	95%	78.6%	90%
4.A.1: Increase the % meeting standard on CAASPP ELA to ( BL Yr: 22-23 )	35.6%	33.0%	40%
4.A.2: Increase the % meeting standard on CAASPP Math to ( BL Yr: 22-23 )	22.3%	18.6%	30%
4.D: Maintain the % of English Learner Progress (CA Dashboard, Status) above ( BL Yr: 22-23 )	61.7%	46.4%	55%
4.E: Increase the % of ELs reclassified (Reclassification Rate) to ( BL Yr: 22-23 )	4.7%	4.5%	15%
8.A: Increase the % of students completing 2 formative local assessments to ( BL Yr: 23-24 )	99%	98.0%	100%

02: Increase the proficiency of 21st Century skills (creativity, collaboration, critical thinking, and communication) for all Le Grand Scholars so they are Scholars prepared for college and/or career and to solve today's complex

7.A: Maintain the % of students enrolled in required courses of study at ( BL Yr: 23-24 )	100%	100%	100%
7.B: Increase the # of instances each unduplicated student participates in programs or services for UDS ( per UDS average ) to ( BL Yr: 23-24 )	2.4	2.5	2.5
7.C: Maintain the # of instances each exceptional needs student participates in programs or services for ENS ( per ENS average ) above ( BL Yr: 23-24 )	4.2	5.0	3.0

21-22	data is highlighted:	
22-23	data is highlighted:	
23-24	data is highlighted:	
24-25	data is highlighted:	
25-26	data is highlighted:	

Baseline m 1	Baseline Yr	Actual Data	Target (yr 3)
--------------	-------------	-------------	---------------

03: Create a safe, secure, and welcoming learning environment so Le Grand Scholars attend regularly and they and their families feel nurtured, engaged and connected to the school and with the staff.

1.C: Maintain the % on the <i>Facilities Inspection Tool</i> overall rating above ( BL Yr: 23-24 )	100%	?	90%
3.A.1: Increase the % on the <i>District Parent Survey</i> agreeing that district seeks parent input ( Item 24 ) to ( BL Yr: 23-24 )	76%	75.0%	80.0%
3.A.2: Increase the % of households responding to the <i>District Parent Survey</i> to ( BL Yr: 23-24 )	13%	19%	20%
3.B: Maintain the # of instances a parent of each unduplicated student participates in school program or service for UDS ( per UDS average ) above ( BL Yr: 23-24 )	1.5	1.1	1.5
3.C: Increase the # of instances a parent of each exceptional needs student participates in a school program or service for ENS ( per ENS average ) to ( BL Yr: 23-24 )	1.2	2.8	2.0
5.A: Increase the School attendance rate to ( BL Yr: 23-24 )	95.3%	95.0%	97%
5.B: Decrease the % on Chronic absenteeism rate (CA Dashboard, Status) to ( BL Yr: 22-23 )	24.1%	13.2%	17%
5.C: Maintain the % on Middle school dropout rate at ( BL Yr: 22-23 )	0%	0%	0%
6.A: Maintain the % on Suspension rate (CA Dashboard, Status) below ( BL Yr: 22-23 )	0.8%	1.4%	1.0%
6.B: Maintain the % on Expulsion rate at ( BL Yr: 22-23 )	0%	0%	0%
6.C.1: Increase the # on the <i>District School Climate Survey</i> overall index School Climate Rating to	79.6	81.7	80
6.C.2: Increase the % of educational partners that perceive school as safe or very safe ( weighted equally by certificated staff, classified staff, students and parents ) to	88.7%	90%	90%
6.C.3: Increase the % of educational partners that report high connectedness with school ( weighted equally by certificated staff, classified staff, students and parents ) to	77%	78.9%	80%
8.B.1: % of educational partners that report the district provides sufficient high quality technology support ( BL Yr: 23-24 )	N/D	N/D	TBD in

#### 10: Dummy Goal

31.B: Increase the CAASPP ELA (SWD) to ( BL Yr: 23-24 )	23.5%	23.5%	80%
---	-------	-------	-----

		Baseline m 1	Baseline Yr	Actual Data	Target (yr 3)
21-22	data is highlighted:				
22-23	data is highlighted:				
23-24	data is highlighted:				
24-25	data is highlighted:				
25-26	data is highlighted:				
31.C: CAASPP ELA (Socioeconomically disadvantaged) ( BL Yr: )					30.1%
32.C: CAASPP Math (Socioeconomically disadvantaged) ( BL Yr: )					14.8%