











21-22	data is highlighted:	
22-23	data is highlighted:	
23-24	data is highlighted:	
24-25	data is highlighted:	
25-26	data is highlighted:	

Baseline m 1	Baseline Yr	Actual Data	Target (yr 3)
--------------	-------------	-------------	---------------

01: Ensure that all students can demonstrate proficiency in math and literacy skills while also receiving a broad course of study, including the core subjects and electives with technologically infused instruction.

1.A: Maintain the % of teachers who are appropriately assigned and fully credentialed in the subject area and for the pupils they are teaching at (BL Yr: 22-23)	90.9%	84.9%	100%
1.B.1: Maintain the % of students with CA State Standards aligned core curriculum to (BL Yr: 22-23)	100%	100%	100%
1.B.2: Increase the % of ELs with CA State Standards aligned ELD curriculum to (BL Yr: 22-23)	100%	100%	100%
2.A: Maintain the % implementation of CA State Standards for all students above (BL Yr: 23-24)	91%	94.6%	90%
2.B: Maintain the % implementation of SBE adopted ELD standards for all ELs above (BL Yr: 23-24)	88%	91.1%	90%
4.A.1: Increase the % meeting standard on CAASPP ELA to (BL Yr: 22-23)	40.1%	41.6%	42%
4.A.2: Increase the % meeting standard on CAASPP Math to (BL Yr: 22-23)	20.0%	23.1%	30%
4.D: Increase the % of English Learner Progress (CA Dashboard, Status) to (BL Yr: 22-23)	54.9%	51.3%	55%
4.E: Increase the % of ELs reclassified (Reclassification Rate) to (BL Yr: 22-23)	17.0%	15.5%	25%
7.A: Maintain the % of students enrolled in required courses of study at (BL Yr: 23-24)	100%	100%	100%
7.B: Maintain the # of instances each unduplicated student participates in programs or services for UDS (per UDS average) above (BL Yr: 23-24)	9.7	-	4.7
7.C: Maintain the # of instances each exceptional needs student participates in programs or services for ENS (per ENS average) above (BL Yr: 23-24)	3.1	3.5	3.0
8.A: Increase the % of students completing 2 formative local assessments to (BL Yr: 23-24)	89%	95.8%	100%

21-22	data is highlighted:	
22-23	data is highlighted:	
23-24	data is highlighted:	
24-25	data is highlighted:	
25-26	data is highlighted:	

Baseline m 1	Baseline Yr	Actual Data	Target (yr 3)
--------------	-------------	-------------	---------------

02: Develop the physical, and social-emotional health of students in a physically, socially and emotionally safe environment causing connectedness with the district to increase.

1.C: Maintain the % on the <i>Facilities Inspection Tool</i> overall rating above (BL Yr: 23-24)	97.2%	96.0%	90%
5.A: Increase the School attendance rate to (BL Yr: 23-24)	95.8%	--	97%
5.B: Decrease the % on Chronic absenteeism rate (CA Dashboard, Status) to (BL Yr: 22-23)	17.7%	10.5%	12%
5.C: Maintain the % on Middle school dropout rate at (BL Yr: 22-23)	0%	--	0%
6.A: Decrease the % on Suspension rate (CA Dashboard, Status) to (BL Yr: 22-23)	1.5%	2.0%	1.0%
6.B: Maintain the % on Expulsion rate at (BL Yr: 22-23)	0%	0%	0%
6.C.1: Increase the # on the <i>District School Climate Survey</i> overall index School Climate Rating to	77.5	77.1	80
6.C.2: Increase the % of educational partners that perceive school as safe or very safe (weighted equally by certificated staff, classified staff, students and parents) to	77.5%	76.7%	80%
6.C.3: Increase the % of educational partners that report high connectedness with school (weighted equally by certificated staff, classified staff, students and parents) to	70%	69.2%	80%

03: Maintain high levels of parent, family and community engagement with the schools.

3.A.1: Increase the % on the <i>District Parent Survey</i> agreeing that district seeks parent input (Item 24) to (BL Yr: 23-24)	81%	60.5%	85%
3.A.2: Increase the % of households responding to the <i>District Parent Survey</i> to (BL Yr: 23-24)	7%	8%	20%
3.B: Maintain the # of instances a parent of each unduplicated student participates in school program or service for UDS (per UDS average) above (BL Yr: 23-24)	2.1	--	2.0
3.C: Increase the # of instances a parent of each exceptional needs student participates in a school program or service for ENS (per ENS average) to (BL Yr: 23-24)	1.7	1.9	2.0