






20-21 data is highlighted:	
21-22 data is highlighted:	
22-23 data is highlighted:	
23-24 data is highlighted:	
24-25 data is highlighted:	






Baseline m 1	Baseline Yr	Actual Data	Target (yr 3)
---------------------	--------------------	--------------------	----------------------

01: Ensure that all students are academically proficient and college and career ready upon graduation.

1.A: Maintain the % of teachers who are appropriately assigned and fully credentialed in the subject area and for the pupils they are teaching at	88.8%	100%
1.B.1: Increase the % of students with CA State Standards aligned core curriculum to	100%	100%
2.A: Increase the % implementation of CA State Standards for all students to	62.9%	95%
4.A.1: Increase the % meeting standard on CAASPP ELA to	67.9%	45%
4.A.2: Increase the % meeting standard on CAASPP Math to	39.6%	30%
4.B: Increase the % of students successfully completing CTE pathways to	--	22%
4.C: Increase the % of students successfully completing A-G requirements to	--	60%
4.C.2: Increase the % of students successfully completing A-G requirements and CTE pathways to	--	30%
4.G: Increase the % of students CCR based on EAP (CA Dashboard, Status) to	58.8%	N/D
7.A: Maintain the % of students enrolled in required courses of study at	100%	100%
7.B: Maintain the # of instances each unduplicated student participates in programs or services for UDS (per UDS average) above	--	4.3
7.C: Maintain the # of instances each exceptional needs student participates in programs or services for ENS (per ENS average) above	--	3.2

02: Ensure that all students receive and have access to a broad course of study.

1.C: Maintain the % on the <i>Facilities Inspection Tool</i> overall rating above	95%	90%
3.A.1: Increase the % on the <i>District Parent Survey</i> agreeing that district seeks parent input (Item 24) to	60.0%	70.0%
3.A.2: Increase the % of households responding to the <i>District Parent Survey</i> to	N/A	20%

	Baseline m 1	Baseline Yr	Actual Data	Target (yr 3)
20-21 data is highlighted: 				
21-22 data is highlighted: 				
22-23 data is highlighted: 				
23-24 data is highlighted: 				
24-25 data is highlighted: 				
3.B: Maintain the # of instances a parent of each unduplicated student participates in school program or service for UDS (per UDS average) above		..--..		0.3
3.C: Maintain the # of instances a parent of each exceptional needs student participates in a school program or service for ENS (per ENS average) above		..--..		1.3
4.F: Increase the % of AP exam passes to total students with a three or higher to		..--..		40%
5.A: Maintain the School attendance rate above		..--..		95%
5.B: Decrease the % on Chronic absenteeism rate (CA Dashboard, Status) to		..N/A..		12.0%
5.D: Decrease the % on High school dropout rate to		..--..		5%
5.E: Maintain the % on High school graduation rate (CA Dashboard, Status) above		..96.9%..		90.2%
6.A: Decrease the % on Suspension rate (CA Dashboard, Status) to		..1.6%..		4.0%
6.B: Maintain the % on Expulsion rate below		..0.1%..		3%
6.C.1: Increase the # on the <i>District School Climate Survey</i> overall index rating to		..67.8..		80
6.C.2: Increase the % of educational partners that perceive school as safe or very safe (weighted equally by certificated staff, classified staff, students and parents) to		..77.5%..		80%
6.C.3: Increase the % of educational partners that report high connectedness with school (weighted equally by certificated staff, classified staff, students and parents) to		..53.8%..		65%
8.A: Increase the % of students completing 2 formative local assessments to		..53.1%..		75%

03: Maintain a school environment and culture that is physically, socially and emotionally safe and welcoming to all students, parents and community members.

1.B.2: Increase the % of ELs with CA State Standards aligned ELD curriculum to		..100%..		100%
2.B: Increase the % implementation of SBE adopted ELD standards for all ELs to		..90.0%..		90%
4.D: Maintain the % of ELs making progress towards English Proficiency (CA Dashboard, Status) to		..38.0%..		50%
4.E: Increase the % of ELs reclassified (Reclassification Rate) to		..28.1%..		12%

- 20-21 data is highlighted:
- 21-22 data is highlighted:
- 22-23 data is highlighted:
- 23-24 data is highlighted:
- 24-25 data is highlighted:

Baseline m 1

Baseline Yr

Actual Data

Target (yr 3)

4.H: Maintain the % of English Learner Progress (CA Dashboard, Status) above

0%

35%